




2. Most deliveries will be accepted as long as they are indicated clearly and are approved by both the Floor Supervisor and Dealer.

NOTE: The delivery Teen Lar Day Mong is not allowed.



PAI-GOW TILES HOUSEWAY

1. PAIRS – ALWAYS PLAY PAIRS TOGETHER.
EXCEPTIONS: (refer to the illustration 1-5)
 - a. Split Gee Joon with any 6-4, 6-5 or 6-6.
 - b. Split 2's and 12's making 6-8 or better. Also split with 9-11.
 - c. Split 9's with 10's, 2's, 12's.
 - d. Split 8's to make 7-9, 8-8 or better.
 - e. Split 7's with 2 (12) and 10 or 2 (12) and 11..

2. PLAY HIGH 9, GONG, WONG.
 - a. PLAY A 12 OR 2 WITH A 7, 8 OR 9.
 - b. WHEN HAVING BOTH 12 AND 2, ALWAYS PLAY 12 IN HIGH HAND AND 2 IN LOW HAND. EXCEPTIONS: (refer to illustrations 9 & 10)
 - Play Gong over high nine when fourth tile is any 4 or third and fourth tiles are low 8 and 5.

- With the low 4, play Wong over high 9.
- Always play Gong over Wong unless fourth tile is an 11.
- With both 12 and 2, any 10 and 11, play high 2 and low 3.

3. PLAY HANDS AS CLOSE TOGETHER (IN VALUE) AS POSSIBLE.

EXCEPTIONS: (refer to illustrations 11 – 14)

4. WHEN THE LOW HAND IS NOT A CHONG THREE OR BETTER, MAKE THE HIGH HAND THE HIGHEST RANKING 9.


** (ONLY IF YOU CAN MAKE 9 IN THE HIGH HAND.) (refer to illustration 25)

5. WHEN THE LOW HAND IS TWO OR LESS, MAKE THE HIGH HAND 7 OR BETTER. (refer to the illustrations 16-20 & 26)


6. WHEN THE HAND IS 7-9 OR LOWER, ALWAYS PLAY THE HIGH TILE ON THE LOW HAND.

EXCEPTIONS: (refer to the illustration 15 & 21-24)


***Please note the changes in rule #4 and illustration 14, 15 & 27.




Split Gee Joon with a 6-4, 6-5 or 6-6.




Split 9s with any combination of 10s, 2 and 12.




Split 7s with a 2 and 10, 11 or 12; or a 12 and 10, 11 or 2. Must have either 2 or 12.




Split 2s and 12s to make 6 and 8 or better.
Also split with 9-11.




Split 8s with any combination of 10s, 11, 2 or 12.
Also with 9-11.




With a 2 or 12, and an 8 and a 7, play the Gong over the 9 when the fourth tile is a 4.




With a 2 or 12, and a 7, a 9 play 3-9 with high 4; play 1-Wong with low 4.




With a 2 or 12, and a 5, a 7, an 8 play 3-9 with high 8 play 2-Gong with low 8.




With a 2 and a 12, if the low hand is 7 and the high hand is 8, play the 12 on the high hand.




With a 2 and a 12, a 4, and a 5 or 6, play the high 6.




With a 3, a 5, a 6, and a 2 or 12, play 7-9 instead of 8-8.




With both 4s, a 5 and a 9, play high 3 – low 9.




With a 3, both 4s and a 5, play high 7 – low 9.




With a 7, a high 8, a **high** 10 and an 11, play 7-9.
(otherwise play 8-8)




With a 3, both 6s and an 11, play the high 9.




With an 11, both 6s, and a 4 or 5, play 0-high 7 or 1-high 7.




With a 3, both 6s, and a 4 or 5, play the high 9.



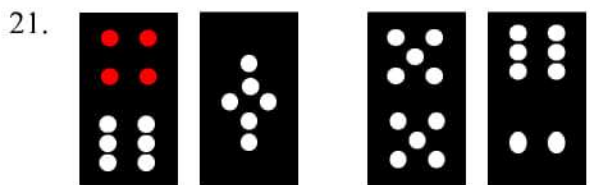
With a 2 or 12, both 10s, and a 6 or 5, play 0-8 or 0-7.




With a 2 or 12, both 6s, and a 5 or 4, play high 1-8 or 0-8.




With an 11, both 10s and either 8 or 7, play 0-9, or 0-8.



With a high 6, both 10s, and a 7, low 8 or 9, play the high 10 on the high hand.




With a high 4, both 8s, and a 6 or 7, play the high 8 on the high hand.




With a high six, both 8s, and a 7, play the high 8 on the high hand.

23.




With both 10s, a 9 and an 11, play 1 high 9.

24.




With both 10s, an 8 and a 9; or a 10, an 11 and both 8s, play the high 9.

25.




With a 3, a low 6, a 7, and a 5 or a 4, play 2-9 or 1-9.

26.



With both 4s, a 5, and a 6, 7 or low 8, play the high 9.

27.



With an 11, a high 10, a high 8 and either 6, play 7-8.

The material included in this PDF document constitutes a 'fair use' of any copyrighted material as provided for in Section 107 of the U.S. Copyright law which allows for education, teaching (including multiple copies for classroom use), scholarship, or research and is not deemed an infringement of copyright in the eyes of the law.

§ 107 . Limitations on exclusive rights: Fair use⁴⁰

Notwithstanding the provisions of sections 106 and 106A, the fair use of a copyrighted work, including such use by reproduction in copies or phonorecords or by any other means specified by that section, for purposes such as criticism, comment, news reporting, teaching (including multiple copies for classroom use), scholarship, or research, is not an infringement of copyright. In determining whether the use made of a work in any particular case is a fair use the factors to be considered shall include—

- (1) the purpose and character of the use, including whether such use is of a commercial nature or is for nonprofit educational purposes;
- (2) the nature of the copyrighted work;
- (3) the amount and substantiality of the portion used in relation to the copyrighted work as a whole; and
- (4) the effect of the use upon the potential market for or value of the copyrighted work.

The fact that a work is unpublished shall not itself bar a finding of fair use if such finding is made upon consideration of all the above factors.